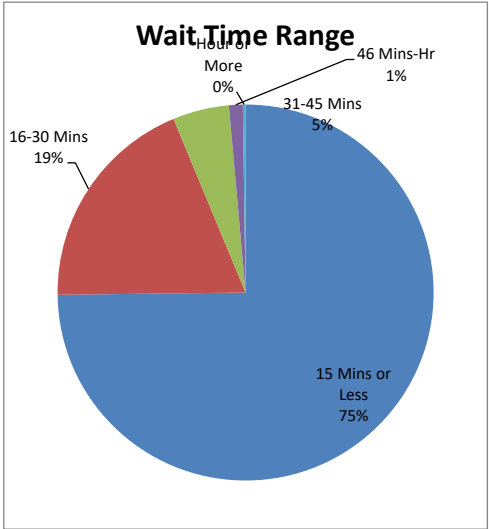
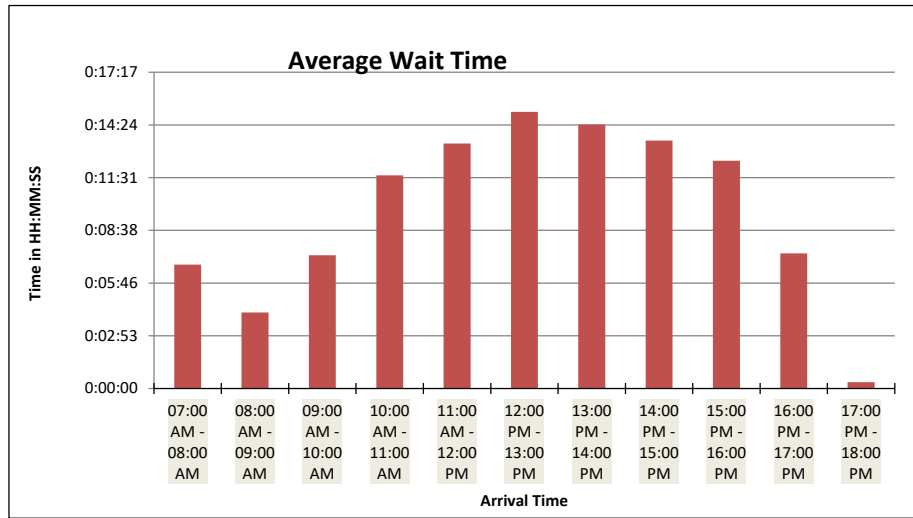
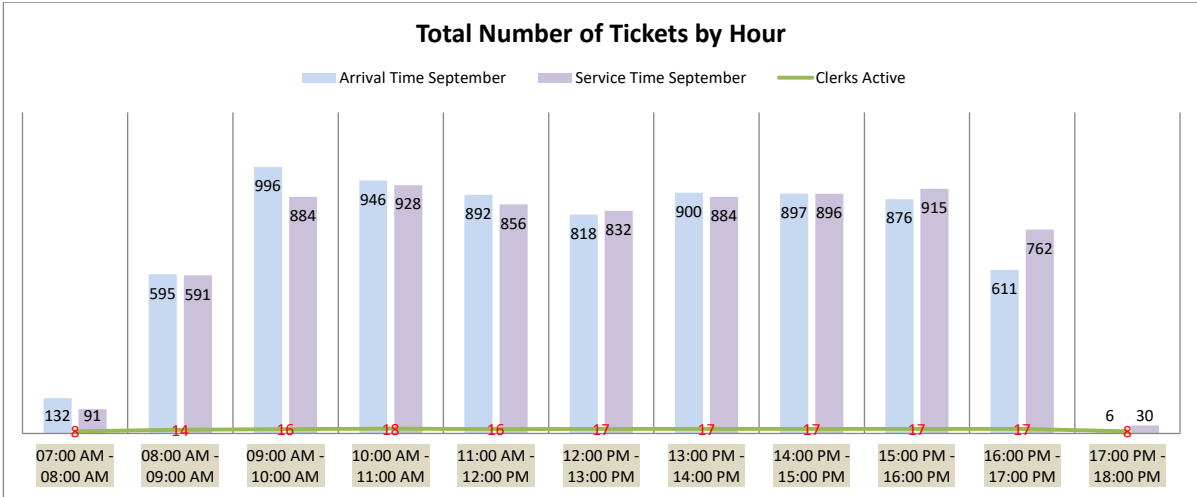


Lee County Clerk of Courts
Monthly Statistics

Court Statistics (State Fiscal Year October 1 - September 30)		Oct 16 - Sept 17 FY 17	Oct 17 - Sept 18 FY 18	Oct 18 - Sept 19 FY 19		
Civil Division	COUNTY CIVIL CASES (includes SC)	9,004	11,793	15,096	28%	68%
	SMALL CLAIMS CASES	3,974	5,650	8,766	55%	121%
	DOMESTIC RELATIONS	9,715	9,485	9,685	2%	0%
	CIRCUIT CIVIL (foreclosures included)	4,355	5,353	6,680	25%	53%
	MORTGAGE FORECLOSURES	1,095	958	1,116	16%	2%
	Total Circuit Civil Cases	5,450	6,311	7,796	24%	43%
	PROBATE CASES	6,676	6,969	7,484	7%	12%
	JUVENILE DEPENDENCY	673	536	491	-8%	-27%
	CIVIL APPEALS	196	213	186	-13%	-5%
	CRIMINAL APPEALS	256	301	245	-19%	-4%
Fees Collected -Civil and Family Court		\$10,138,935	\$10,841,499	\$14,169,996	31%	40%
Criminal Division	CIVIL TRAFFIC & PARKING CASES	90,397	94,607	91,828	-3%	2%
	CRIMINAL TRAFFIC CASES	9,129	9,595	9,020	-6%	-1%
	MISDEMEANORS	12,611	12,288	11,661	-5%	-8%
	FELONY CASES	6,512	8,037	6,888	-14%	6%
	JUVENILE DELINQUENCY	1,766	1,808	1,665	-8%	-6%
Fines Collected -Felony, Misd., Traffic, & Criminal Trf.		\$19,736,579	\$21,312,638	\$20,961,205	-2%	6%
JURY	COST OF JURORS	\$114,380	\$113,959	\$111,557	-2%	-2%
	JURORS SUMMONED	144,671	136,883	142,887	4%	-1%
	JURORS AVAILABLE	82,213	74,557	76,031	2%	-8%
	JURORS REPORTED	15,712	18,458	18,965	3%	21%
	TRIALS	229	270	298	10%	30%
SUPPORT	POST JUDGEMENT ORDERS	19,729	21,286	21,244	0%	8%
	NEW DOR CASE FILINGS	2,007	1,826	1,637	-10%	-18%
	REIMBURSEMENT	\$953,515	\$1,003,849	\$958,269	-5%	0%

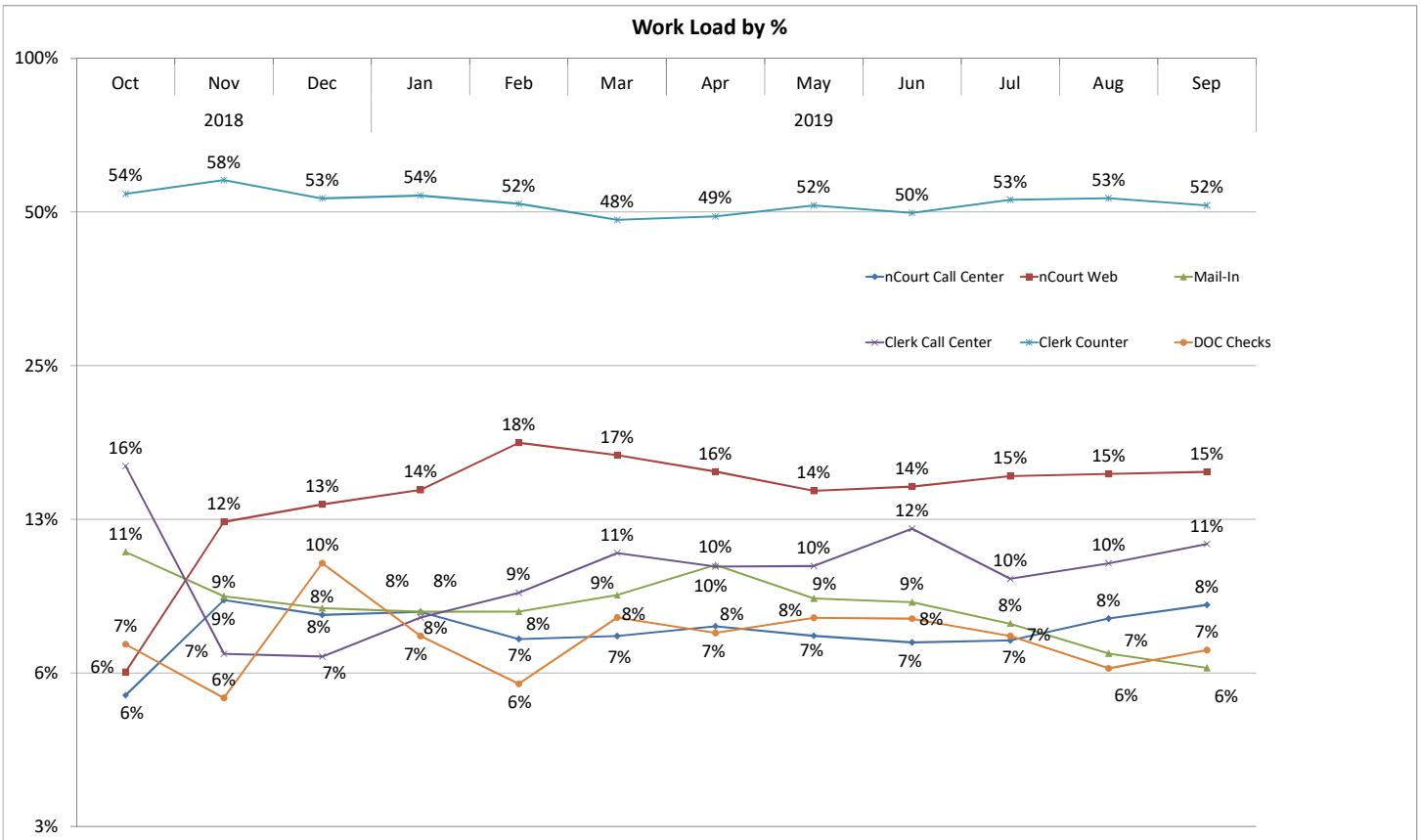
Monthly Caseload Statistics

		2018 OCT	NOV	DEC	2019 JAN	FEB	MAR	APR	MAY	JUN	JUL	AUG	SEPT	TOTAL
COUNTY COURT	CIVIL CASES	1,451	1,025	1,120	1,594	1,363	1,229	1,265	1,315	1,001	1,338	1,255	1,140	15,096
	SMALL CLAIMS	821	563	633	998	882	752	789	806	508	882	657	602	8,766
	CIVIL TRAFFIC TICKETS	4,050	4,659	10,282	12,186	9,615	5,928	5,007	6,028	7,930	7,709	10,689	7,745	91,828
	CRIMINAL TRAFFIC CASES	666	721	644	811	832	1,045	686	786	635	646	770	778	9,020
	MISDEMEANORS	934	852	951	1,115	948	1,249	1,155	1,069	994	960	513	921	11,661
CIRCUIT COURT	CIVIL CASES	472	461	394	495	429	583	543	772	689	583	621	638	6,680
	MORTGAGE FORECLOSURES	92	94	113	91	104	108	91	90	91	83	89	70	1,116
	DOMESTIC RELATIONS	867	682	665	766	737	889	853	832	848	860	922	764	9,685
	PROBATE	612	575	550	663	583	592	720	659	603	695	656	576	7,484
	JUVENILE DEPENDENCY	35	41	36	43	39	48	34	53	41	36	40	45	491
	JUVENILE DELINQUENCY	150	174	165	128	159	121	180	153	155	106	78	96	1,665
	FELONY CASES	689	617	669	655	600	601	618	538	453	523	459	466	6,888
	CIVIL APPEALS	10	15	16	21	12	18	14	13	8	21	27	11	186
	CRIMINAL APPEALS	20	25	14	16	23	28	16	29	18	16	23	17	245
Fees Collected -Civil and Family Court, Probate and Misc. Fees	\$1,086,259	\$892,837	\$854,457	\$1,082,377	\$1,812,637	\$1,065,114	\$1,127,834	\$1,165,844	\$1,072,973	\$1,665,317	\$1,803,971	\$1,406,815	\$15,036,435	
Fines Collected -Felony, Misd., Traffic, & Criminal Trf.	\$2,052,529	\$1,312,272	\$1,427,127	\$1,789,784	\$2,015,666	\$2,212,484	\$1,874,488	\$1,901,964	\$1,498,788	\$1,144,742	\$1,141,749	\$1,723,172	\$20,094,765	
PROBATE	GUARDIANSHIP CASES	23	20	10	15	18	29	63	21	34	57	54	25	369
	MENTAL HEALTH CASES	187	188	200	206	168	200	245	226	219	247	227	195	2,508
SUPPORT	POST JUDGEMENT ORDERS	2,117	1,831	1,878	2,029	1,678	1,580	1,800	1,677	1,920	1,476	1,739	1,519	21,244
	NEW DOR CASE FILINGS	145	109	123	145	176	135	135	123	113	154	163	116	1,637
	REIMBURSEMENT	\$68,623	\$70,241	\$72,224	\$89,593	\$126,273	\$77,251	\$83,420	\$85,954	\$90,615	\$93,603	\$100,473		\$958,269
CRIMINAL TRAFFIC, MISDEMEANOR, TRAFFIC & INFRACTIONS	CASES PREPARED FOR COURT	4,871	4,722	3,336	4,743	3,313	4,075	3,740	4,204	4,156	3,752	4,770	3,060	48,742
	CASES CONTINUED (CTMM# ONLY)	3,094	3,062	2,378	3,124	2,176	2,615	2,438	2,707	2,553	2,521	2,974	2,024	31,666
	CASES DISPOSED (CTMM# ONLY)	1,501	1,472	843	1,602	1,058	1,467	1,200	1,391	1,150	1,078	1,548	977	15,287
CAPE CORAL TRAFFIC & ORDINANCES	CASES ASSIGNED TO CAPE CORAL	428	117	196	139	230	105	200	107	198	102	200	280	2,302
CRIMINAL DIVISION FELONY	CASES PREPARED FOR COURT	2,898	2,607	2,199	2,890	2,261	2,294	2,829	2,570	1,900	2,699	2,301	2,303	29,751
	CASES CONTINUED FROM COURT	2,066	1,925	1,605	2,189	1,882	1,698	2,041	1,926	1,473	1,978	1,743	1,700	22,226
	CASES DISPOSED IN COURT	637	614	497	638	622	569	685	605	539	516	440	470	6,832
JUVENILE	DEL REOPENED CASES	21	16	27	40	20	32	16	43	33	72	43	30	393
	DEP REOPENED CASES	159	117	97	139	144	149	173	145	130	148	132	143	1,676
	DETENTION/SHELTER HEARINGS	277	249	279	215	295	281	317	273	361	318	180	222	3,267
	CASE PREPARED FOR COURT	155	137	148	116	160	154	173	152	198	170	95	118	1,776
CIVIL DIVISION	NUMBER OF ITEMS DOCKETED	30,892	133,613	70,345	87,787	76,696	88,719	84,693	89,886	85,580	87,982	89,316	163,529	1,089,038
CRIMINAL DIV.	NUMBER OF ITEMS DOCKETED	60,304	268,615	144,343	196,596	173,363	196,591	170,284	351,106	637,880	656,980	408,192	169,297	3,433,551
JURY TRIALS	JURY TRIALS	25	18	18	26	19	23	28	22	22	37	29	31	298
	INITIALLY SCHEDULED	205	143	142	154	153	179	220	182	176	182	158	196	2,090
	NOT CANCELED PRIOR TO DAY OF TRIAL	52	48	44	56	46	43	50	45	47	11	49	59	550
	CANCELED DAY OF TRIAL	153	95	98	98	107	136	170	137	129	145	109	137	1,514
JURORS	JURORS AVAILABLE	7,644	5,470	5,997	5,591	5,673	6,425	8,416	5,851	5,858	6,944	5,519	6,643	76,031
	REPORTED	1,951	1,791	1,399	1,921	1,599	1,429	1,426	1,358	1,495	1,044	1,559	1,993	18,965
	COST	\$10,518	\$7,280	\$11,491	\$12,192	\$8,306	\$13,222	\$8,903	\$7,440	\$8,823	\$10,874	\$2,854	\$9,655	111,557
	SUMMONED	14,130	10,772	11,216	10,532	10,953	11,910	15,157	11,251	11,363	12,097	10,867	12,639	142,887



Count of Ticket Row Labels	Column Labels					Grand Total
	15 Mins or Less	16-30 Mins	31-45 Mins	46 Mins-Hr	Hour or More	
Bilingual Clerk	300	90	24	4	1	419
CF-CT-MM-MO-CO-IN	681	138	42	4	1	866
County Civil Court	356	130	37	18	4	545
Family	937	354	95	19	2	1407
Traffic and NPP	2057	515	114	25	1	2712
Small Claims	111	33	10	7	2	163
Probation	289	48	6	3		346
Records	225	51	12	2		290
Civil Attorney	182	5		1		188
Probate	89	32	20	3	1	145
Real Auction	87	12	1			100
Mediation	56					56
Delinquency	19	6	3			28
Dependency	23	9	2	4		38
Criminal Attorney	29	3				32
Z-Other	171	9	3			183
Self Help	125	17	2	1	6	151
Grand Total	5737	1452	371	91	18	7669

September 2019



	nCourt Call Center	nCourt Web	Mail-In	Clerk Counter	Clerk Call Center	DOC Checks	Total
Receipt Count	1115	2032	839	6763	1468	909	13126
Dollars	\$ 168,375	\$ 337,142	\$ 219,566	\$ 1,428,220	\$ 191,999	\$ 83,654	\$ 2,428,956
Percent of Work	8%	15%	6%	52%	11%	7%	100%

Counter Stats - nCourt Tender Method by Case Type								
		Civil	Criminal	Traffic	Family	Mic	Probate	Total
Bonita Springs	Receipt Count	0	5	43	0	1	0	49
	Dollars	\$ -	\$ 295	\$ 4,316	\$ -	\$ 7	\$ -	\$ 4,617
Cape Coral	Receipt Count	1	46	481	2	11	1	542
	Dollars	\$ 330	\$ 4,653	\$ 62,386	\$ 411	\$ 116	\$ 11	\$ 67,908
Justice Center	Receipt Count	76	617	2415	276	197	30	3611
	Dollars	\$ 7,975	\$ 111,057	\$ 316,667	\$ 21,315	\$ 2,485	\$ 1,323	\$ 460,820

Probation Stats							
		Linebarger	Mail-In	nCourt	Clerk Office	Other	Total
Cost of Supervision	Receipt Count	4	39	264	282	0	589
	Dollars	\$ 352	\$ 4,024	\$ 33,156	\$ 34,482	\$ -	\$ 72,014
Pre Trial Div	Receipt Count	1	2	51	52	0	106
	Dollars	\$ 150	\$ 300	\$ 7,174	\$ 6,621	\$ -	\$ 14,245

Payment Plan Stats								
	Civil	CF	CO/MO/IN	CT	MM	Juvenile	TR	Total
Created	3	18	5	49	35	0	1159	1269
Paid Off	1	2	0	4	1	0	65	73
D6 Issued	0	0	0	2	0	0	39	41
Failed	4	11	4	36	43	0	664	762
REI Collected	\$ -	\$ -	\$ -	\$ -	\$ -	\$ -	\$ 480	\$ 480