

Lee County Clerk of Courts
Annual Statistics

| (State Fiscal Year October 1 - September 30) | | Oct - Sept. 21 FY 21 | Oct - Sept. 22 FY22 | Oct - Sept. 23 FY23 | FY 23 Compared to FY 22 FY 21 | |
|---|---------------------------------------|-------------------------|------------------------|------------------------|---------------------------------------|------|
| CIVIL COURT | COUNTY CIVIL CASES (includes SC) | 19,710 | 16,405 | 16,566 | 1% | -16% |
| | SMALL CLAIMS CASES | 12,987 | 10,022 | 9,269 | -8% | -29% |
| | DOMESTIC RELATIONS | 10,208 | 10,669 | 11,700 | 10% | 15% |
| | CIRCUIT CIVIL (foreclosures included) | 7,501 | 5,556 | 12,494 | 125% | 67% |
| | MORTGAGE FORECLOSURES | 265 | 588 | 651 | 11% | 146% |
| | Total Circuit Civil Cases | 7,766 | 6,144 | 13,145 | 114% | 69% |
| | PROBATE CASES | 8,633 | 9,545 | 9,833 | 3% | 14% |
| | GUARDIANSHIP CASES | 260 | 313 | 323 | 3% | 24% |
| | JUVENILE DEPENDENCY | 589 | 459 | 478 | 4% | -19% |
| | CIVIL APPEALS | 182 | 205 | 282 | 38% | 55% |
| | CIVIL ITEMS DOCKETED | 1,177,227 | 1,084,758 | 1,171,555 | 8% | 0% |
| CRIMINAL COURT | CIVIL TRAFFIC | 33,622 | 34,088 | 44,735 | 31% | 33% |
| | CRIMINAL TRAFFIC CASES | 8,788 | 8,506 | 11,208 | 32% | 28% |
| | MISDEMEANORS | 10,460 | 13,687 | 10,431 | -24% | 0% |
| | FELONY CASES | 4,197 | 4,366 | 5,387 | 23% | 28% |
| | JUVENILE DELINQUENCY | 883 | 1,221 | 1,298 | 6% | 47% |
| | CRIMINAL APPEALS | 125 | 206 | 210 | 2% | 68% |
| | CRIMINAL ITEMS DOCKETED | 1,320,106 | 1,252,887 | 1,288,078 | 3% | -2% |
| JURY | COST OF JURORS | \$50,806 | \$77,412 | \$95,905 | 24% | 89% |
| | JURORS SUMMONED | 55,142 | 138,884 | 117,626 | -15% | 113% |
| | JURORS AVAILABLE | 25,526 | 77,022 | 65,351 | -15% | 156% |
| | JURORS REPORTED | 9,057 | 14,773 | 12,973 | -12% | 43% |
| | TRIALS | 152 | 192 | 142 | -26% | -7% |
| SUPPORT | NEW DOR CASE FILINGS | 1,010 | 806 | 819 | 2% | -19% |
| | REIMBURSEMENT | \$1,293,309 | \$570,888 | \$361,980 | -37% | -72% |
| RECORDING | Recording & Courts Offices | 417,817 | 408,829 | 414,838 | 1% | -1% |
| | eRecording | 308,785 | 311,626 | 308,429 | -1% | 0% |
| | RECORDING FEE | 5,948,894 | \$5,181,497 | \$4,256,012 | -18% | -28% |
| | RECORDING TRUST FUNDS** | 3,523,451 | \$3,065,139 | \$2,507,466 | -18% | -29% |
| | MARRIAGE LICENSE APPS. | 4,634 | 5,052 | 5,121 | 1% | 11% |
| | PASSPORT APPLICATIONS | 4,707 | 7,842 | 9,157 | 17% | 95% |
| TAX DEED SALES | TAX DEEDS SOLD | 1,064 | 616 | 621 | 1% | -42% |
| | REDEEMED | 1,168 | 955 | 605 | -37% | -48% |
| | NEW PACKET CLERK FEES | \$142,620 | \$98,740 | \$39,960 | -60% | -72% |

Lee County Clerk of Courts Monthly Caseload Statistics

| | | 2022 OCT | NOV | DEC | 2023 JAN | FEB | MAR | APR | MAY | JUN | JUL | AUG | SEPT | TOTAL |
|---|---|-----------|-----------|-----------|-----------|-----------|-----------|-----------|-----------|-----------|-----------|-----------|-----------|-------------|
| COUNTY COURT | CIVIL CASES | 1,212 | 1,333 | 1,381 | 1,587 | 1,384 | 1,484 | 1,411 | 1,444 | 1,549 | 947 | 1,512 | 1,322 | 16,566 |
| | SMALL CLAIMS | 775 | 743 | 820 | 896 | 822 | 856 | 825 | 732 | 768 | 762 | 662 | 608 | 9,269 |
| | CIVIL TRAFFIC TICKETS | 2,228 | 2,306 | 2,893 | 3,254 | 3,554 | 3,877 | 3,668 | 4,686 | 4,563 | 4,513 | 4,878 | 4,315 | 44,735 |
| | CRIMINAL TRAFFIC CASES | 667 | 812 | 826 | 1,065 | 948 | 1,140 | 878 | 1,004 | 1,025 | 926 | 942 | 975 | 11,208 |
| | MISDEMEANORS | 788 | 695 | 756 | 763 | 774 | 830 | 827 | 1,106 | 1,031 | 1,021 | 804 | 1,036 | 10,431 |
| CIRCUIT COURT | CIVIL CASES | 390 | 416 | 475 | 585 | 684 | 4,070 | 795 | 867 | 1,087 | 947 | 1,052 | 1,126 | 12,494 |
| | MORTGAGE FORECLOSURES | 29 | 16 | 19 | 39 | 44 | 73 | 103 | 86 | 70 | 64 | 49 | 59 | 651 |
| | DOMESTIC RELATIONS | 781 | 918 | 996 | 1,008 | 928 | 1,125 | 910 | 1,108 | 1,114 | 913 | 975 | 924 | 11,700 |
| | PROBATE | 722 | 839 | 762 | 835 | 838 | 919 | 773 | 913 | 838 | 793 | 895 | 706 | 9,833 |
| | JUVENILE DEPENDENCY | 30 | 39 | 44 | 38 | 53 | 39 | 34 | 45 | 60 | 33 | 41 | 29 | 485 |
| | JUVENILE DELINQUENCY | 92 | 92 | 98 | 83 | 111 | 98 | 129 | 124 | 123 | 108 | 113 | 22 | 1,193 |
| | FELONY CASES | 464 | 401 | 418 | 393 | 409 | 484 | 411 | 574 | 480 | 448 | 437 | 127 | 5,046 |
| | CIVIL APPEALS | 17 | 19 | 46 | 10 | 9 | 31 | 26 | 21 | 64 | 14 | 12 | 468 | 737 |
| | CRIMINAL APPEALS | 12 | 17 | 33 | 12 | 7 | 27 | 13 | 12 | 31 | 16 | 7 | 13 | 200 |
| PROBATE | GUARDIANSHIP CASES | 22 | 29 | 23 | 24 | 21 | 37 | 33 | 31 | 26 | 22 | 26 | 29 | 323 |
| | MENTAL HEALTH CASES | 242 | 287 | 249 | 264 | 262 | 288 | 250 | 293 | 238 | 295 | 292 | 249 | 3,209 |
| SUPPORT | NEW DOR CASE FILINGS | 51 | 64 | 100 | 38 | 77 | 75 | 41 | 78 | 78 | 84 | 67 | 63 | 816 |
| | REIMBURSEMENT | 39,036 | 33,376 | 38,847 | 27,671 | 36,707 | 38,535 | 31,066 | 26,979 | 29,964 | 18,810 | 19,078 | 21,911 | 361,980 |
| CRIMINAL TRAFFIC, MISDEMEANOR, TRAFFIC & INFRACTIONS | CASES PREPARED FOR COURT | 3,646 | 3,497 | 2,839 | 2,762 | 5,658 | 2,731 | 2,121 | 3,193 | 3,433 | 2,538 | 3,034 | 3,260 | 38,712 |
| | CASES CONTINUED (CTMM# ONLY) | 2,682 | 2,234 | 1,682 | 1,728 | 2,866 | 1,704 | 1,323 | 2,030 | 2,343 | 1,603 | 1,856 | 2,095 | 24,146 |
| | CASES DISPOSED (CTMM# ONLY) | 870 | 978 | 961 | 908 | 2,406 | 931 | 743 | 984 | 955 | 842 | 1,040 | 1,018 | 12,636 |
| CAPE CORAL TRAFFIC & ORDINANCES | CASES ASSIGNED TO CAPE CORAL | 139 | 332 | 117 | 122 | 13 | 32 | 20 | 199 | 486 | 281 | 646 | 171 | 2,558 |
| CRIMINAL DIVISION FELONY | CASES PREPARED FOR COURT | 1,950 | 2,336 | 1,928 | 2,415 | 1,824 | 1,885 | 4,374 | 3,417 | 4,774 | 4,610 | 5,709 | 4,790 | 40,012 |
| | CASES CONTINUED FROM COURT | 1,583 | 1,931 | 1,474 | 1,927 | 1,363 | 1,402 | 2,677 | 2,014 | 2,686 | 2,935 | 3,350 | 2,817 | 26,159 |
| | CASES DISPOSED IN COURT | 335 | 375 | 410 | 478 | 438 | 470 | 1,599 | 1,319 | 1,897 | 1,565 | 1,881 | 1,799 | 12,566 |
| JUVENILE | DEL REOPENED CASES | 11 | 7 | 12 | 23 | 15 | 15 | 0 | 61 | 29 | 14 | 27 | 9 | 223 |
| | DEP REOPENED CASES | 74 | 139 | 123 | 158 | 147 | 150 | 2 | 140 | 126 | 138 | 131 | 120 | 1,448 |
| | DETENTION/SHELTER HEARINGS | 267 | 340 | 235 | 212 | 318 | 242 | 264 | 332 | 251 | 277 | 330 | 322 | 3,390 |
| | CASE PREPARED FOR COURT | 135 | 173 | 120 | 110 | 174 | 122 | 132 | 168 | 128 | 145 | 174 | 166 | 1,747 |
| CIVIL DIVISION | NUMBER OF ITEMS DOCKETED | 74,888 | 83,063 | 82,242 | 91,947 | 90,859 | 115,970 | 92,338 | 107,971 | 112,157 | 104,658 | 110,702 | 104,760 | 1,171,555 |
| CRIMINAL DIV. | NUMBER OF ITEMS DOCKETED | 84,748 | 96,134 | 90,041 | 102,443 | 94,675 | 112,564 | 97,376 | 118,159 | 119,448 | 107,154 | 153,143 | 112,193 | 1,288,078 |
| JURY TRIALS | JURY TRIALS | 0 | 12 | 14 | 11 | 18 | 9 | 12 | 23 | 10 | 11 | 12 | 10 | 142 |
| | INITIALLY SCHEDULED* | 192 | 113 | 134 | 211 | 200 | 192 | 182 | N/A | N/A | N/A | N/A | 30 | 1,254 |
| | NOT CANCELED PRIOR TO DAY OF TRIAL* | 0 | 28 | 33 | 40 | 33 | 26 | 29 | N/A | N/A | N/A | N/A | 20 | 209 |
| | CANCELED DAY BEFORE TRIAL* | 192 | 85 | 101 | 171 | 167 | 66 | 153 | N/A | N/A | N/A | N/A | 0 | 935 |
| JURORS | JURORS AVAILABLE | 9,984 | 3,918 | 3,774 | 7,324 | 6,201 | 6,558 | 6,257 | 4,870 | 3,502 | 5,138 | 3,640 | 4,185 | 65,351 |
| | REPORTED | 0 | 793 | 948 | 1,538 | 1,504 | 959 | 1,648 | 1,612 | 1,168 | 776 | 1,055 | 972 | 12,973 |
| | COST | \$2,393 | \$1,344 | \$4,833 | \$11,388 | \$7,106 | \$14,410 | \$11,553 | \$13,365 | \$9,119 | \$14,256 | \$3,425 | 10 | 93,201 |
| | SUMMONED | 13,579 | 6,922 | 7,669 | 13,154 | 12,237 | 11,688 | 11,428 | 9,700 | 7,399 | 8,850 | 7,300 | 7,700 | 117,626 |
| RECORDING | All Recording Offices (includes Courts) | 26,189 | 33,258 | 35,459 | 39,096 | 35,674 | 42,477 | 35,719 | 39,468 | 35,942 | 30,311 | 31,759 | 29,486 | 414,838 |
| | eRecording | 19,450 | 23,730 | 25,815 | 28,292 | 25,577 | 31,139 | 25,849 | 29,659 | 27,410 | 23,234 | 25,037 | 23,237 | 308,429 |
| | RECORDING FEES | \$265,457 | \$294,187 | \$320,711 | \$350,920 | \$328,401 | \$435,270 | \$381,495 | \$434,320 | \$397,863 | \$351,323 | \$360,262 | \$335,803 | \$4,256,012 |
| | LAND TRUST FEES | \$156,667 | \$173,163 | \$189,096 | \$206,004 | \$193,216 | \$256,719 | \$224,698 | \$256,207 | \$234,709 | \$206,968 | \$212,100 | \$197,920 | \$2,507,466 |
| | MARRIAGE LICENSES | 369 | 497 | 439 | 398 | 478 | 479 | 408 | 551 | 418 | 335 | 364 | 385 | 5,121 |
| | PASSPORT APPLICATIONS | 306 | 472 | 539 | 802 | 827 | 1,221 | 899 | 1,158 | 918 | 759 | 677 | 579 | 9,157 |
| TAX DEED SALES | TAX DEEDS SOLD | 90 | 77 | 47 | 124 | 116 | 0 | 19 | 22 | 56 | 52 | 18 | 0 | 621 |
| | TAX DEEDS REDEEMED | 118 | 51 | 62 | 105 | 50 | 6 | 17 | 18 | 34 | 86 | 20 | 38 | 605 |
| | NEW PACKET CLERK FEES | \$3,720 | \$3,960 | \$660 | \$840 | \$2,040 | \$2,160 | \$5,460 | \$5,520 | 0 | \$5,160 | \$3,900 | \$6,540 | \$39,960 |

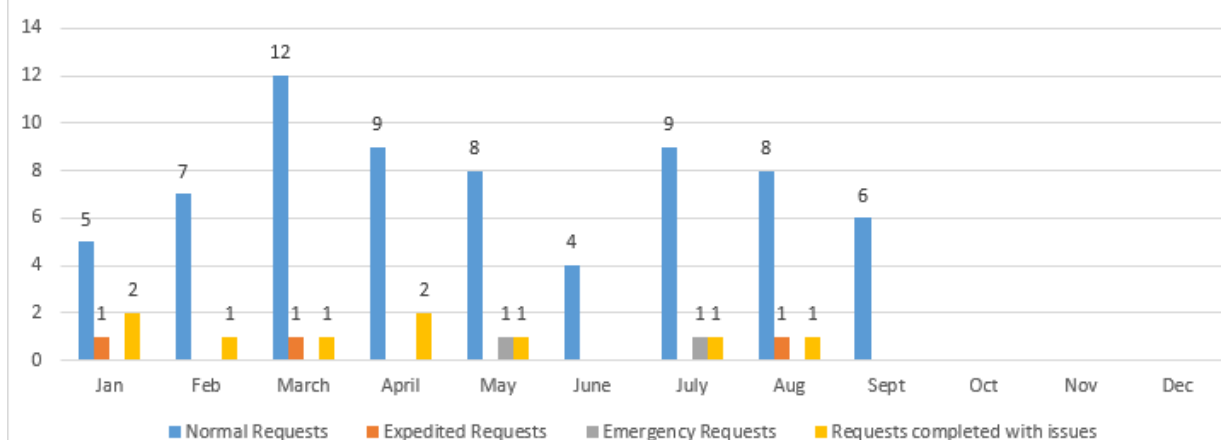


KEVIN C. KARNES
CLERK OF THE COURT
& COMPTROLLER
 LEE COUNTY, FLORIDA

CAB Statistics

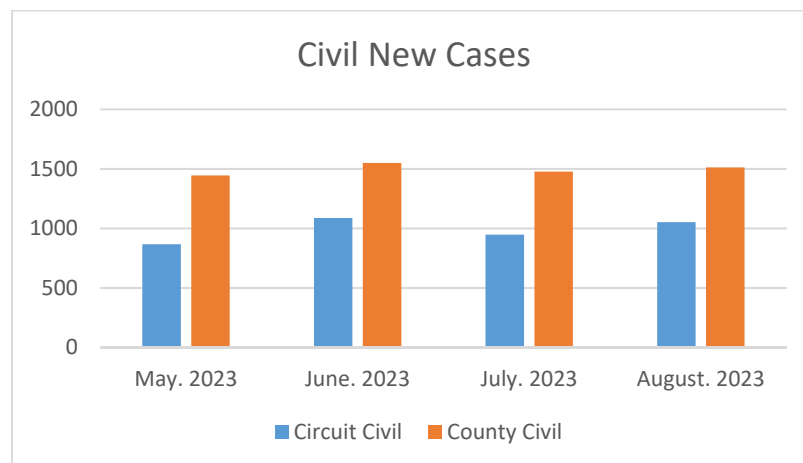
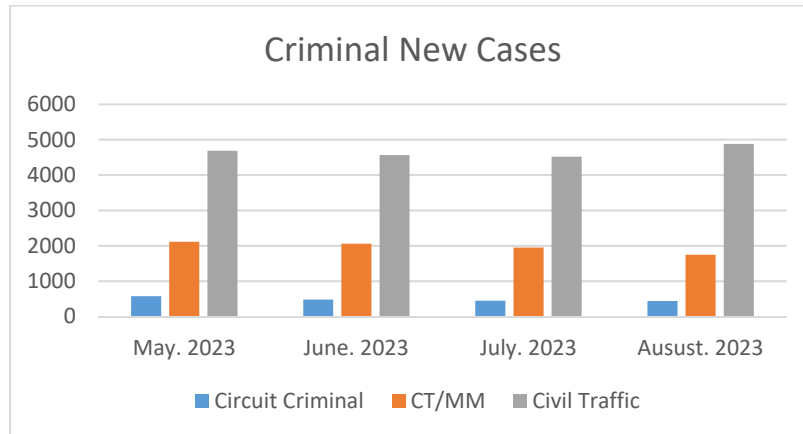
| 2023 | Sept |
|---|-------------|
| Approved Requests | |
| Pre-approved Requests | 35 |
| <i>Adding Offense Codes</i> | 30 |
| <i>Auto-Accept configurations in the ePortal</i> | |
| <i>Report Distribution List Modification</i> | |
| <i>ePortal Docket Codes</i> | 2 |
| <i>Verbiage Updates on Odyssey and Clerk Edition Forms</i> | 2 |
| <i>Verbiage Updates on Case Management Forms</i> | |
| <i>Add New Court Location to Odyssey and Clerk Edition</i> | |
| <i>Updates to Forms on LeeClerk.org</i> | |
| <i>Clerk Edition Activities/Macros/Forms Updates</i> | |
| <i>Clerk Edition Palette Updates</i> | |
| <i>Obsolete Tills in Odyssey</i> | |
| <i>AiSmartBench Drag & Drop Codes</i> | |
| <i>ARMARS Participant Updates</i> | 1 |
| | |
| | Sept |
| Normal Requests | 6 |
| Expedited Requests | |
| Emergency Requests | |
| Total of all request types: | 41 |
| | |
| Requests delayed by CAB | |
| Requests completed with issues | |
| Normal requests approved to become pre-approved requests | |

Change Advisory Board Statistics 2023





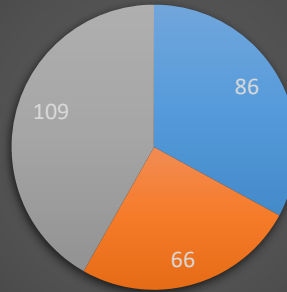
KEVIN C. KARNES
CLERK OF THE COURT
& COMPTROLLER
LEE COUNTY, FLORIDA





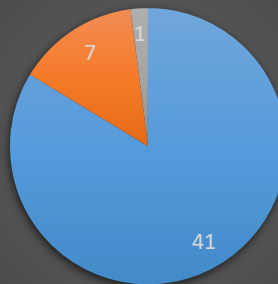
KEVIN C. KARNES
CLERK OF THE COURT
& COMPTROLLER
LEE COUNTY, FLORIDA

Tax Deed New Cases



■ July. 2023 ■ August. 2023 ■ September. 2023 ■

Tax Deeds Redeemed

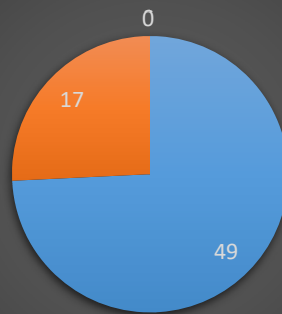


■ July. 2023 ■ August. 2023 ■ September. 2023



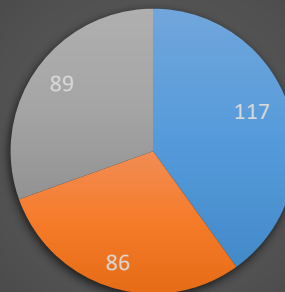
KEVIN C. KARNES
CLERK OF THE COURT
& COMPTROLLER
LEE COUNTY, FLORIDA

Tax Deed Cases Sold



■ July. 2023 ■ August. 2023 ■ September. 2023

Foreclosure New Cases

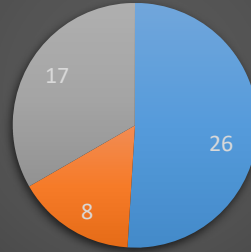


■ July. 2023 ■ August. 2023 ■ September. 2023



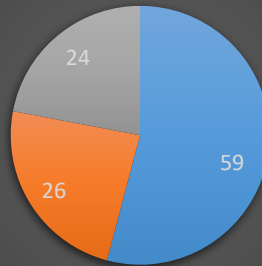
KEVIN C. KARNES
CLERK OF THE COURT
& COMPTROLLER
LEE COUNTY, FLORIDA

Foreclosure Sales Conducted (Sold)



■ July. 2023 ■ August. 2023 ■ September. 2023

Foreclosure Sales Set



■ July. 2023 ■ August. 2023 ■ September. 2023



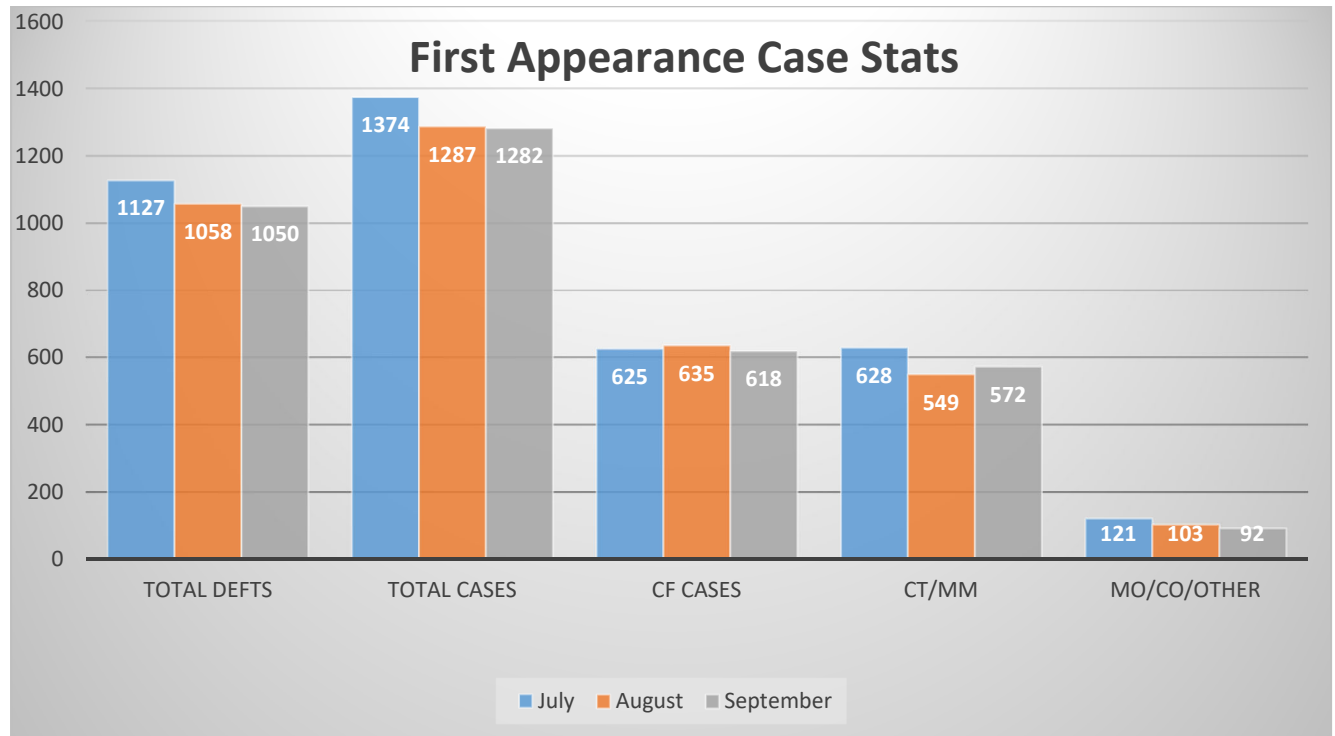
Court Records Statistics

| | RECORDS REQUESTS | | |
|----------------------------------|------------------|----------------|----------|
| | August 2023 | September 2023 | % Change |
| TOTAL COMPLETED | 421 | 421 | - |
| | | | |
| RECORD TYPE | | | |
| CERTIFIED COPY-BY MAIL | 32% | 34% | 2% |
| CERTIFIED COPY-ELECTRONIC | 16% | 17% | 1% |
| CERTIFIED COPY-PICK UP | 2% | 3% | 1% |
| NON CERTIFIED-PICK UP | 4% | 6% | 2% |
| NON CERTIFIED-BY MAIL | 4% | 4% | - |
| NON CERTIFIED-ELECTRONIC | 42% | 36% | 6% |
| | | | |
| | REDACTION | | |
| | August 2023 | September 2023 | % Change |
| CSI LIGHTS ON QUEUE | 22,834 | 20,880 | 8.55% |
| CRI VOR QUEUE | 3,945 | 4,657 | 18.04% |
| | | | |
| | MISCELLANEOUS | | |
| | August 2023 | September 2023 | % Change |
| EXHIBITS ADMITTED | 163 | 169 | 3.68% |
| DOCUMENTS SCANNED | 35,106 | 34,961 | 0.41% |
| | | | |



KEVIN C. KARNES
CLERK OF THE COURT
& COMPTROLLER
LEE COUNTY, FLORIDA

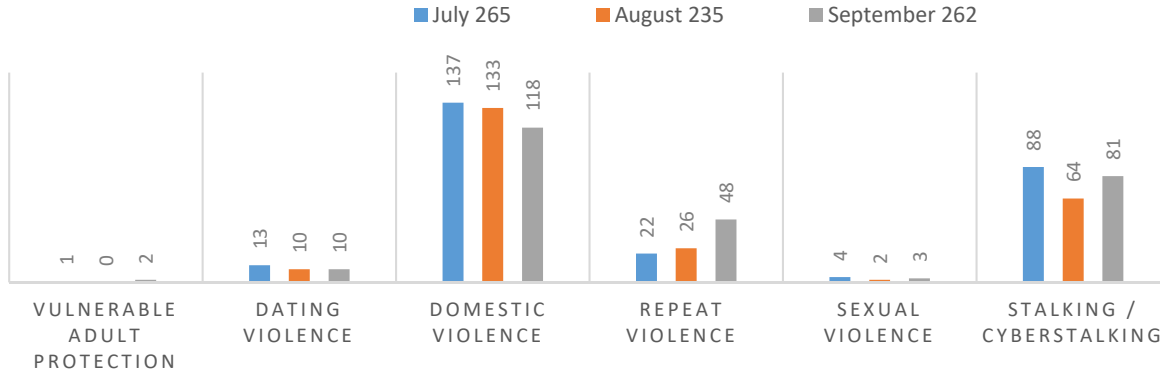
TEAM NAME Statistics





DOMESTIC VIOLENCE CASES

2023 YTD - 2334

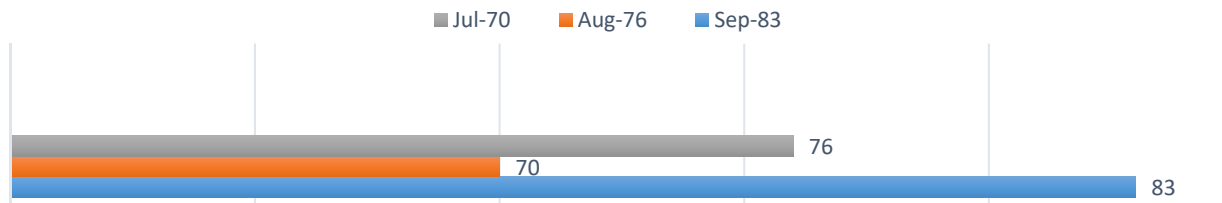


Guardianship Audit



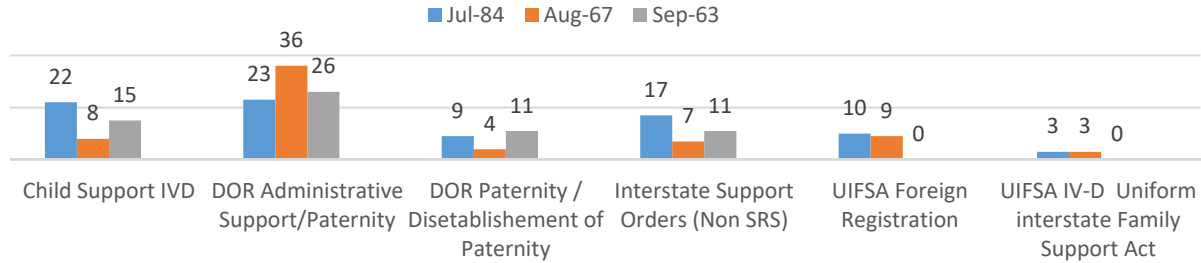
Support - New CSE Cases

2023 YTD - 668

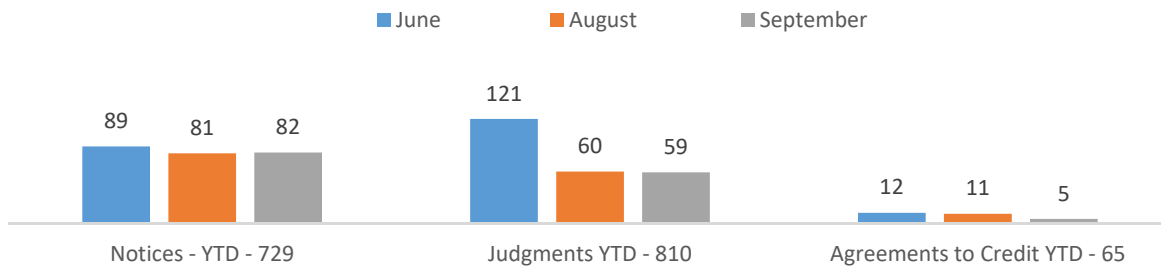




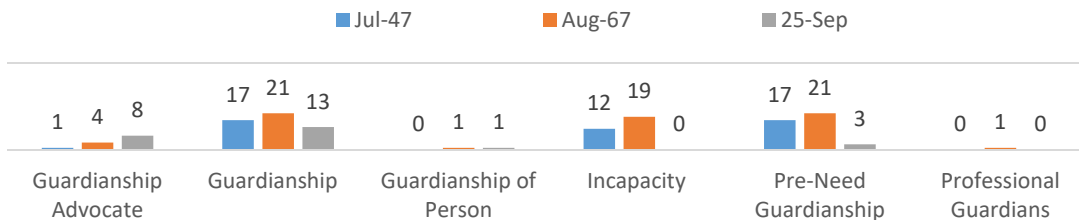
DOR New Cases 2023 YTD - 770



Family Support Delinquency Notices & Judgments



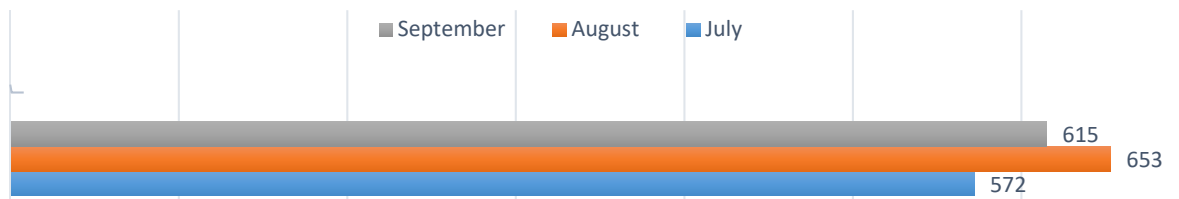
New Guardianship, Protective Services and Incapacity YTD 527



Domestic Relation Case Types

(excluding DOR and DV case types)

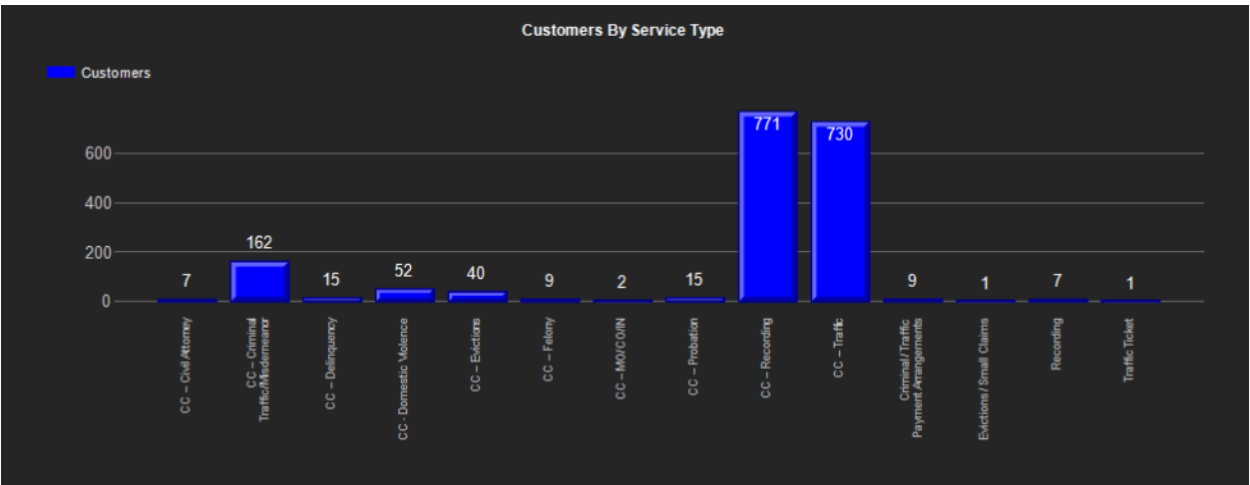
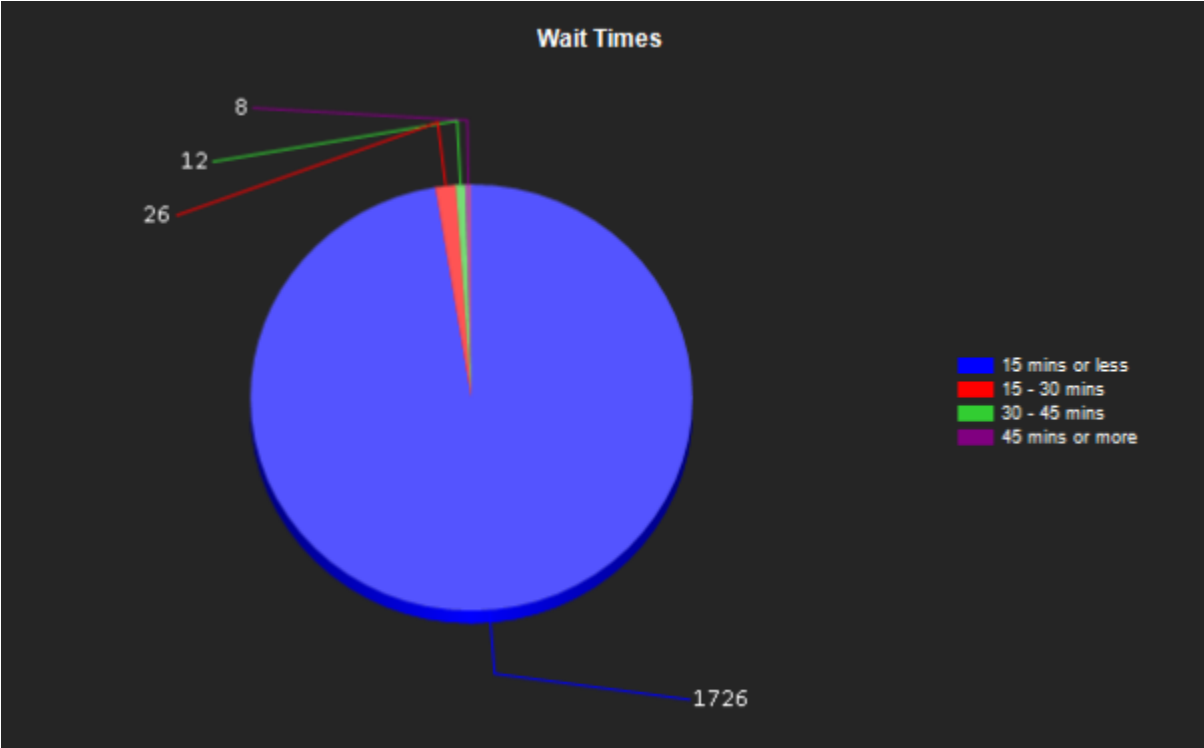
2023 YTD - 5055





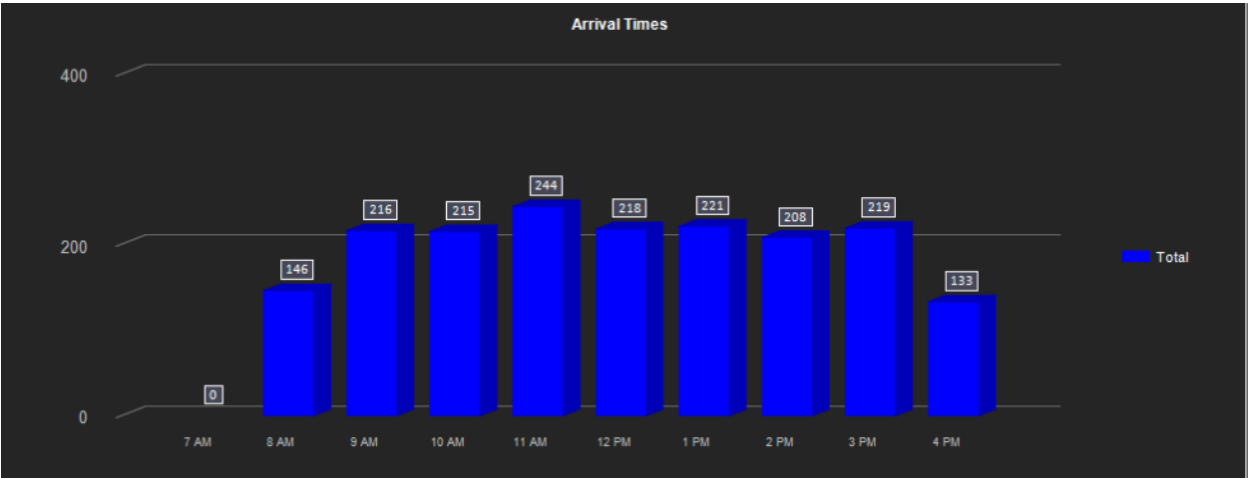
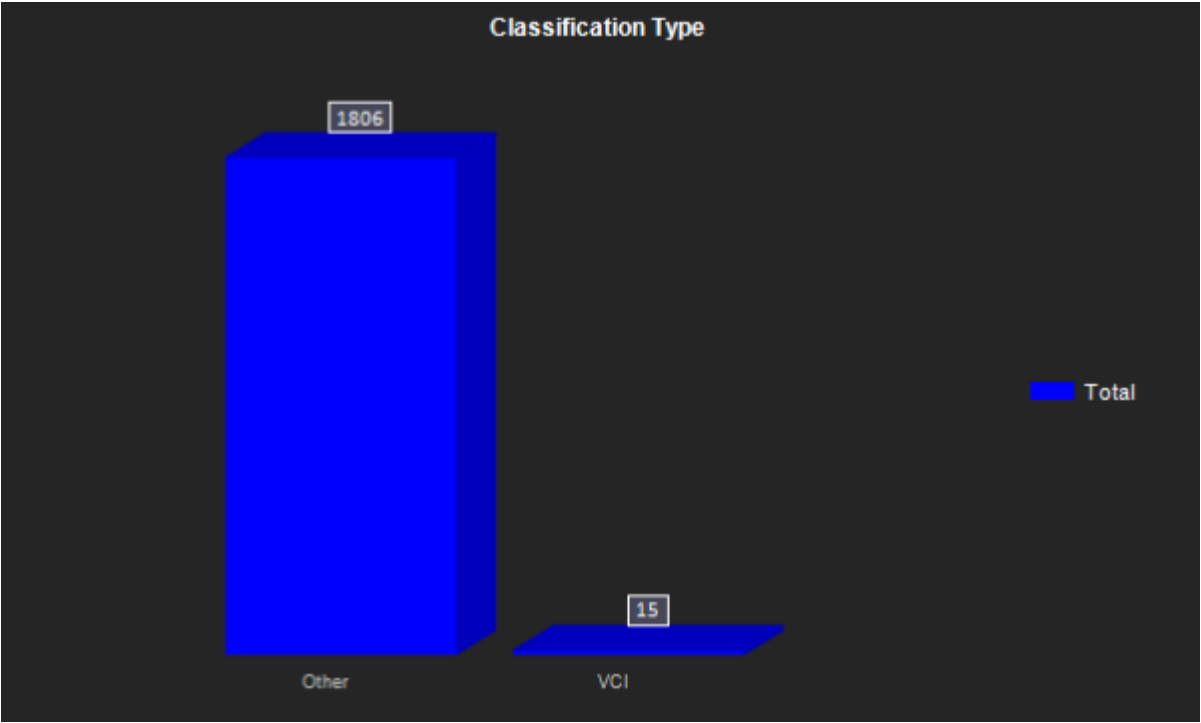
Customer Service Stats

Cape Coral





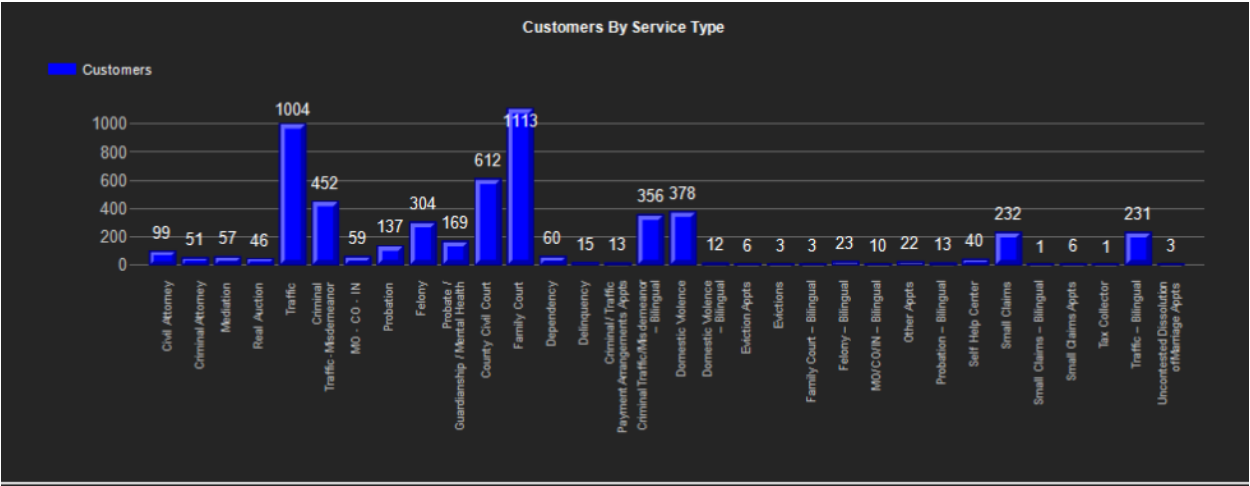
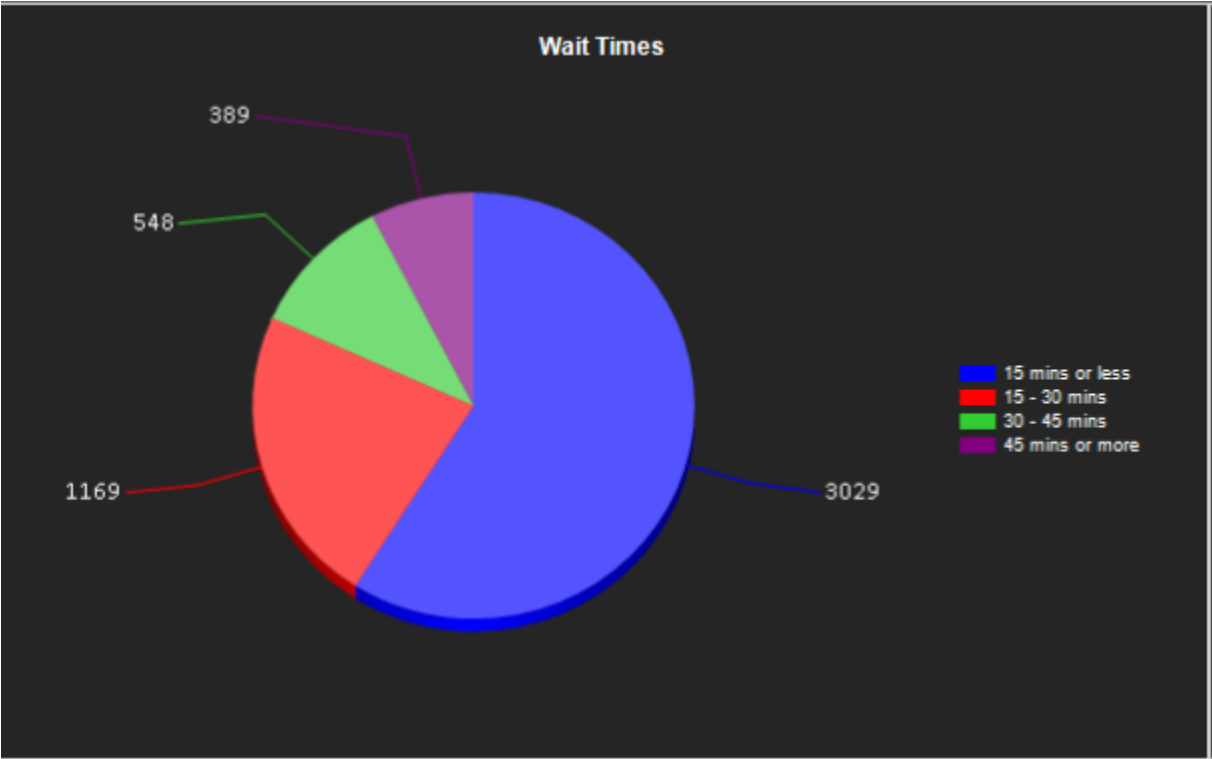
KEVIN C. KARNES
CLERK OF THE COURT
& COMPTROLLER
LEE COUNTY, FLORIDA





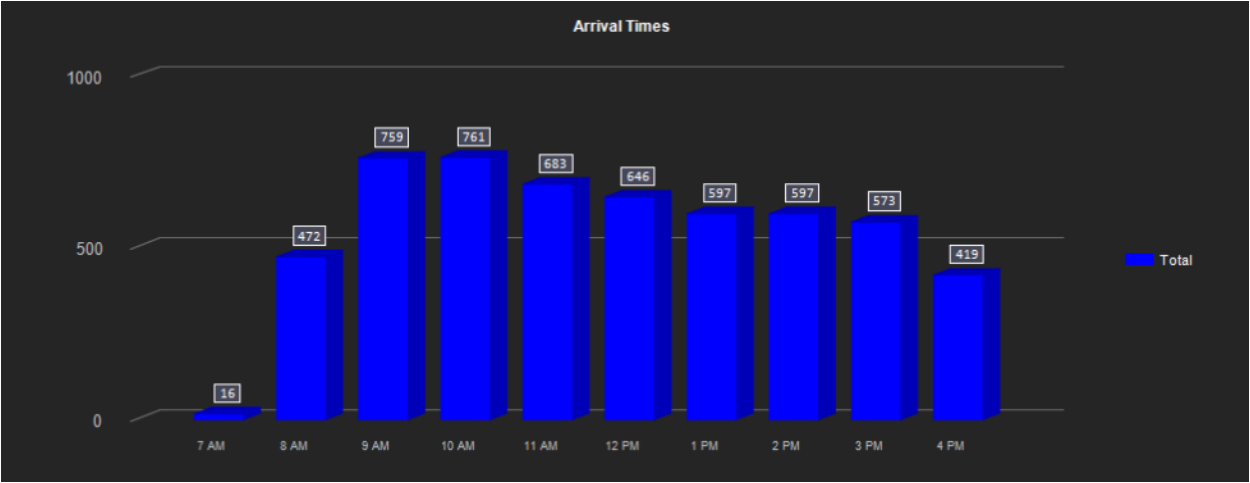
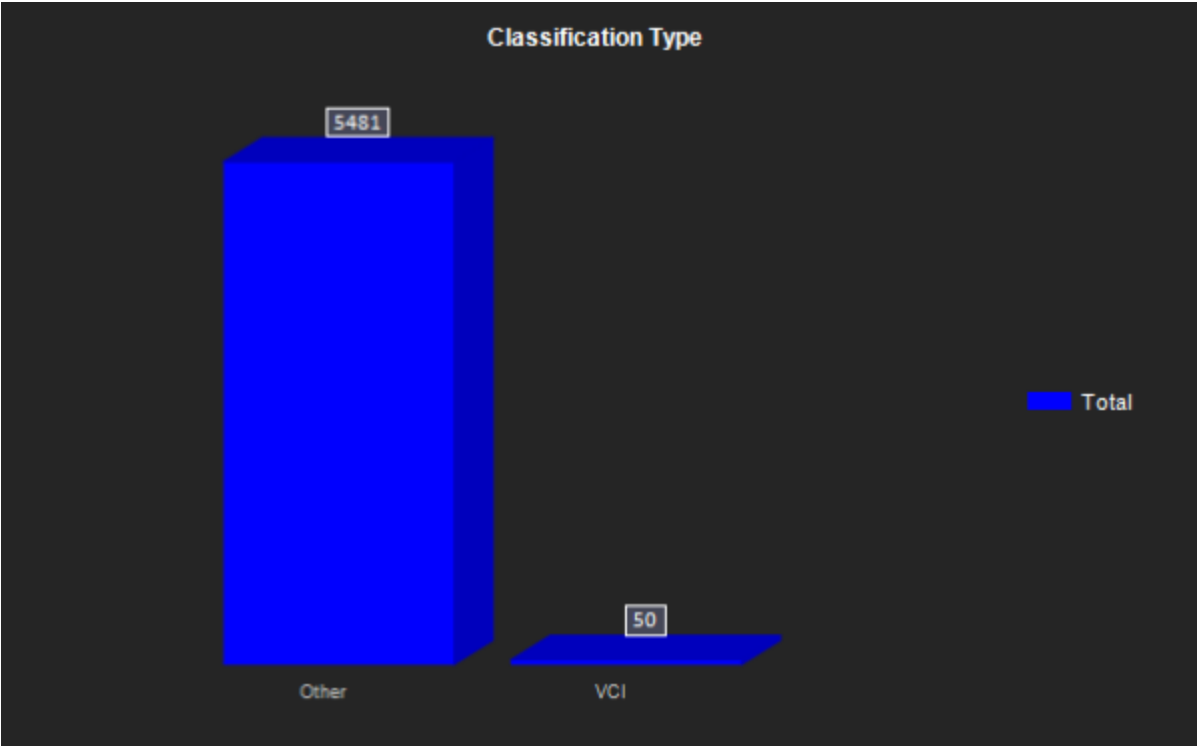
KEVIN C. KARNES
CLERK OF THE COURT
& COMPTROLLER
LEE COUNTY, FLORIDA

Fort Myers





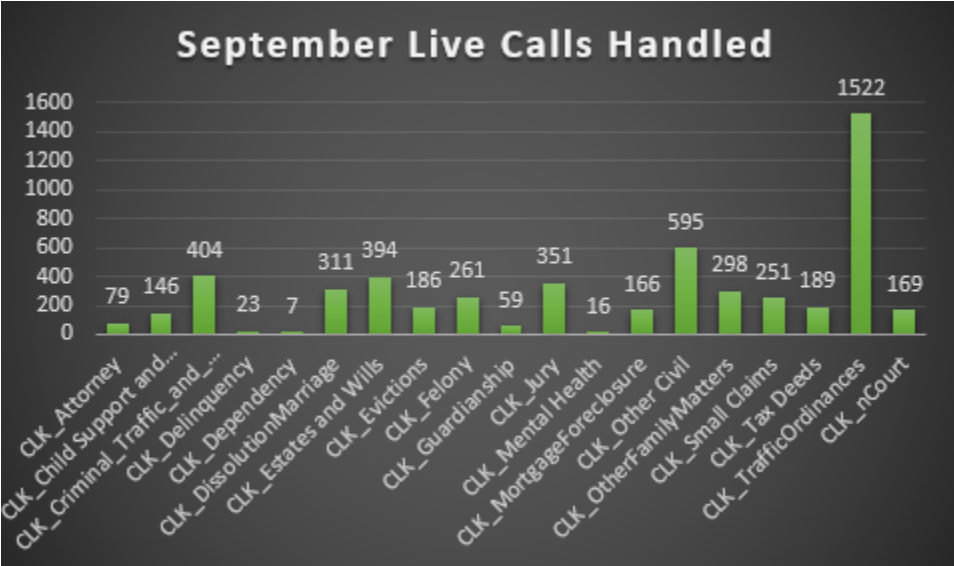
KEVIN C. KARNES
CLERK OF THE COURT
& COMPTROLLER
LEE COUNTY, FLORIDA





KEVIN C. KARNES
CLERK OF THE COURT
& COMPTROLLER
LEE COUNTY, FLORIDA

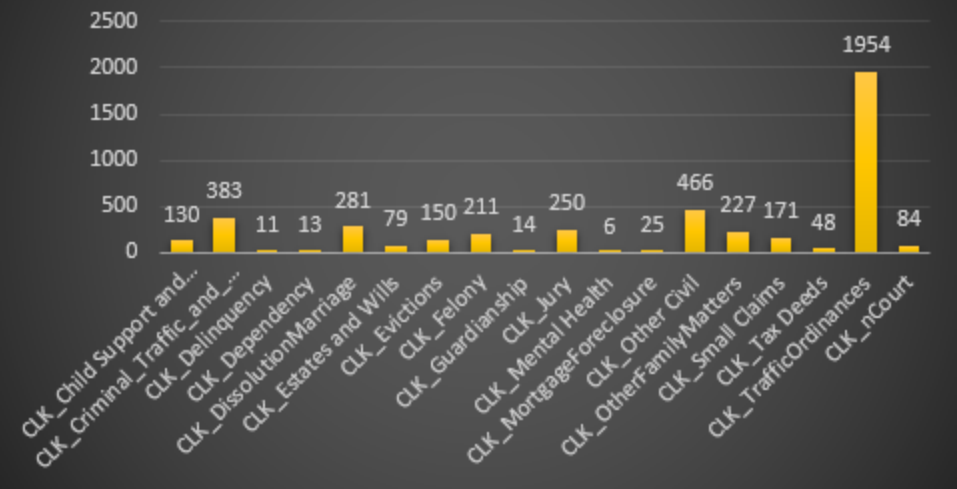
Call Center



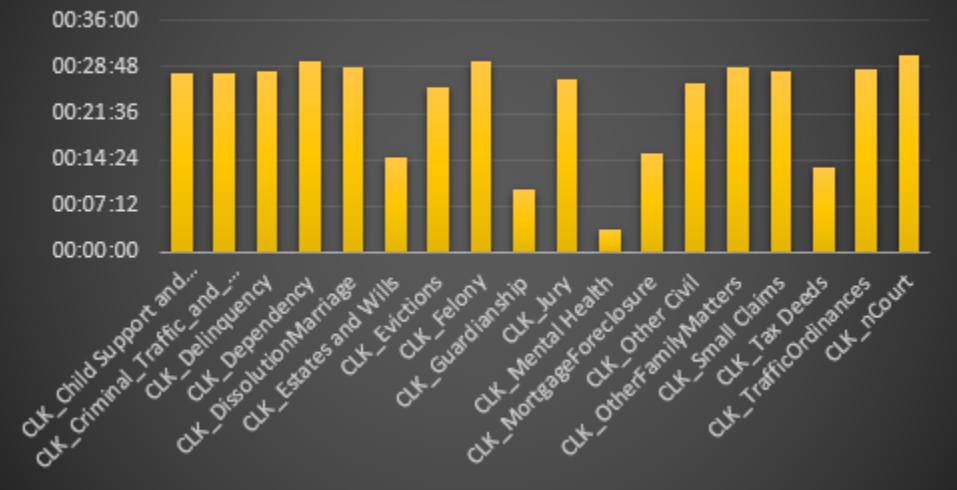


KEVIN C. KARNES
CLERK OF THE COURT
& COMPTROLLER
LEE COUNTY, FLORIDA

September Callbacks Handled



September Callbacks Wait Time

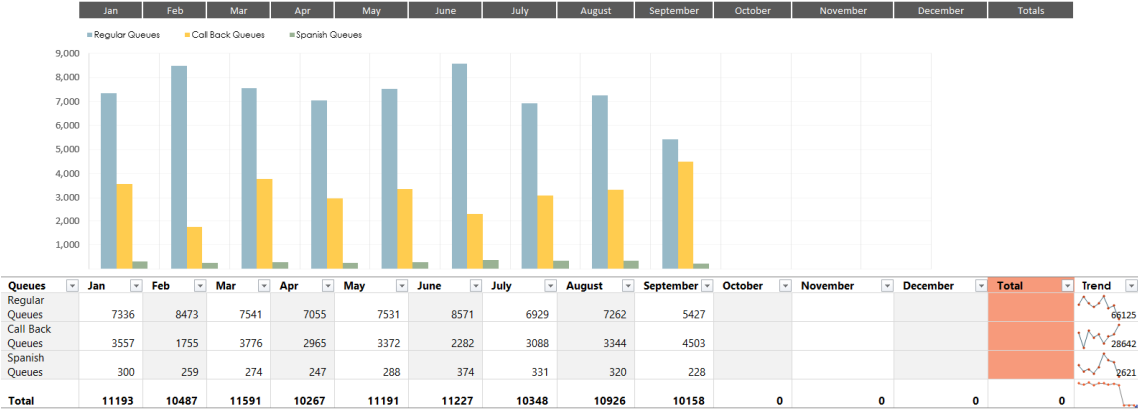




KEVIN C. KARNES
CLERK OF THE COURT
& COMPTROLLER
LEE COUNTY, FLORIDA

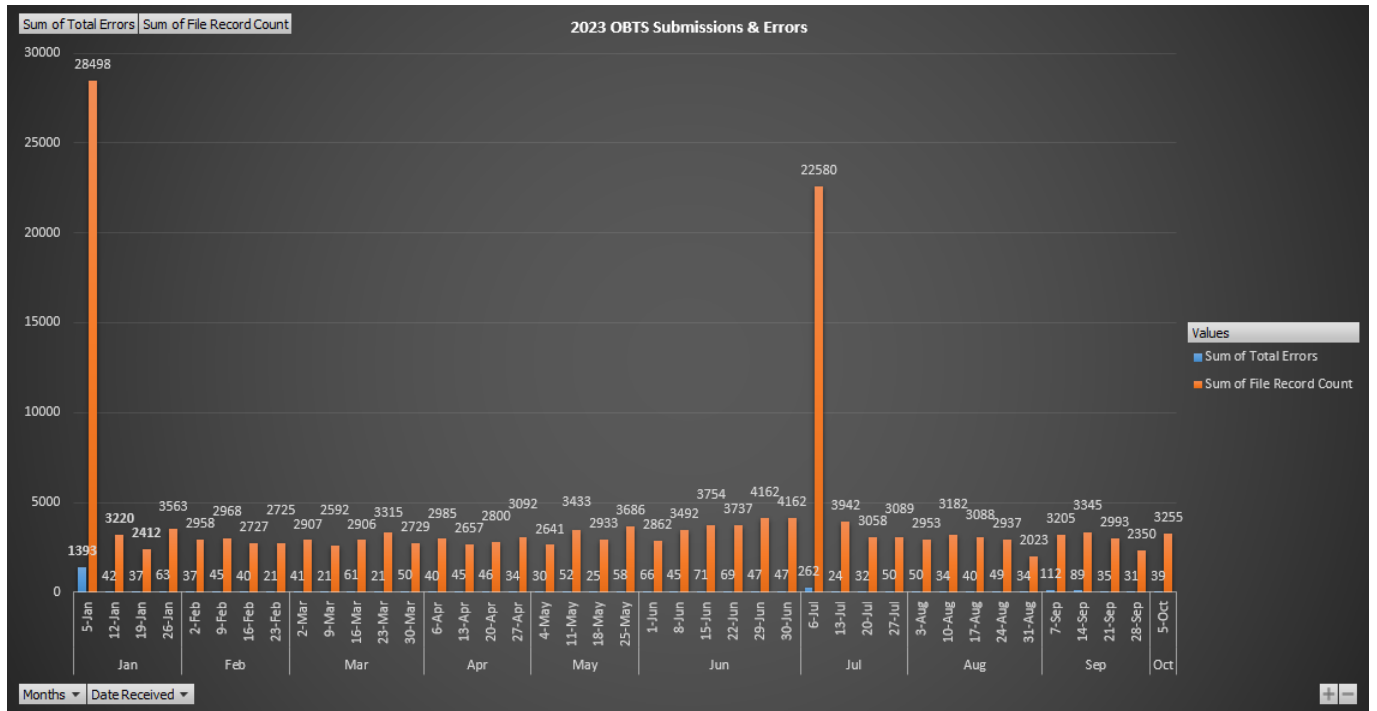


2023 Courts Call Center Trends



*Callbacks present twice and are included in abandoned.

Court Fiscal Stats

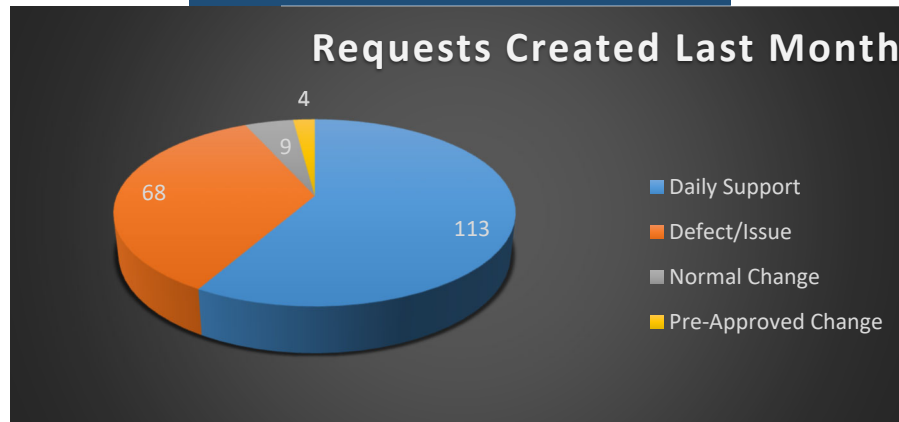


YTD Quality

| Total Completed with Issues | |
|-----------------------------|-----------------|
| Row Labels | Count of Status |
| Theresa Harrison | 1 |
| Completed with Issues | 1 |
| Sohrab Hossain | 2 |
| Completed with Issues | 2 |
| Allen Olofson-Ring | 1 |
| Completed with Issues | 1 |
| Grand Total | 4 |

September 2023 Work Volume

| Request Type | Count of Request |
|---------------------|------------------|
| Daily Support | 113 |
| Defect/Issue | 68 |
| Normal Change | 9 |
| Pre-Approved Change | 4 |
| Grand Total | 194 |



| Request Type | Sum of Count |
|------------------------------|--------------|
| Completed | 355 |
| Daily Support | 204 |
| Defect/Issue | 98 |
| Normal Change | 13 |
| Pre-Approved Change | 39 |
| Emergency Change | 1 |
| Completed with Issues | 2 |
| Normal Change | 2 |
| Grand Total | 357 |

Requests Completed Last Month

